




November Graph 2

4

3

2

1



Cut out the squares below and paste them to the correct column.
Which column has the most objects? Which has the least objects?

