





Name _____

Look at the picture and analyze the graphs below.



Fill in the circle of the graph that shows the number of moons and suns.



Look at the graphs and answer the questions.

1. Which graph has the most suns?

- A
- B
- C
- A and B

2. Which graphs have 3 suns?

- A and B
- B and C
- C and B
- None

3. Which graph has the same amount?

- A
- B
- C
- None