





Name \_\_\_\_\_



Look at the picture and analyze the graphs below.



Fill in the circle of the graph that shows the number of airplanes and helicopters.



Look at the graphs and answer the questions.

1. Which graphs have one more  than  ?

- A and B
- B and C
- C and A
- None

2. Which graph has three helicopters?

- A
- B
- C
- A and B

3. Which graph has the same amount?

- A
- B
- C
- None