





Name _____



Look at the graphs and answer the questions.

1. Which graph has one more  than  ?

- A
- B
- C
- A and B

2. Which graph has two  less than  ?


- A
- B
- C
- none



3. Which graph has one  less than  ?

- A
- B
- C
- All of them

Name _____

Look at the picture and analyze the graphs below.



Fill in the circle of the graph that shows the number of  and .

