

Name _____

Look at the graphs and answer the questions.



1. Which graph has one more ?

- A and B
- B and C
- A and C
- None


2. Which graph has 2 horses?

- A
- B
- C
- None

3. Which graph has the same amount?

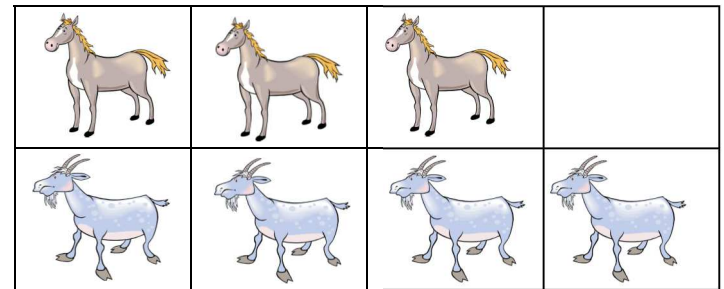
- A
- B
- C
- A and B

Look at the picture and analyze the graphs below.

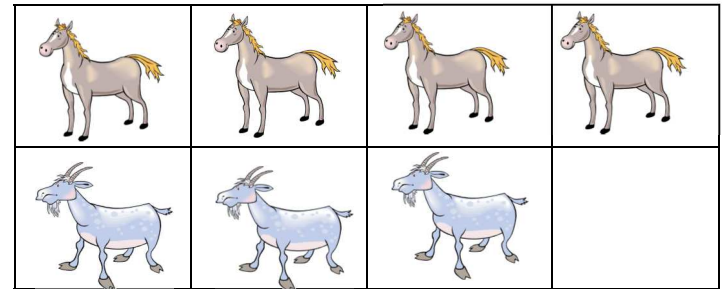


Fill in the circle of the graph that shows the number of goats and horses.

A.



B.



C.

