


Name _____

Look at the graphs and answer the questions.

1. Which graph has more  ?

A

B

C

A and B

2. Which graph has two  more than  ?

A

B

C

A and B

3. Which graph has equal amounts?

A


B

C

A and B


Name _____

Look at the picture and analyze the graphs below.




Fill in the circle of the graph that shows the number of  and .

A.



B.



C.

