

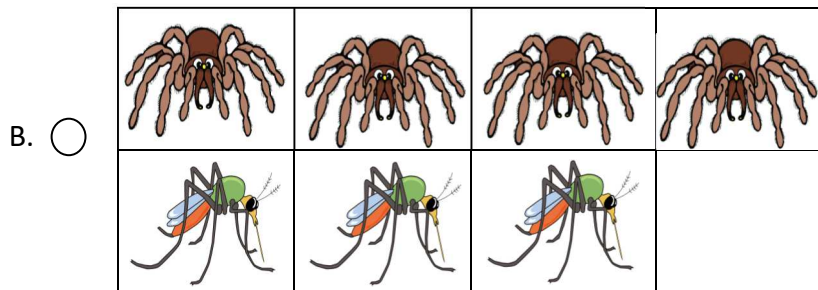
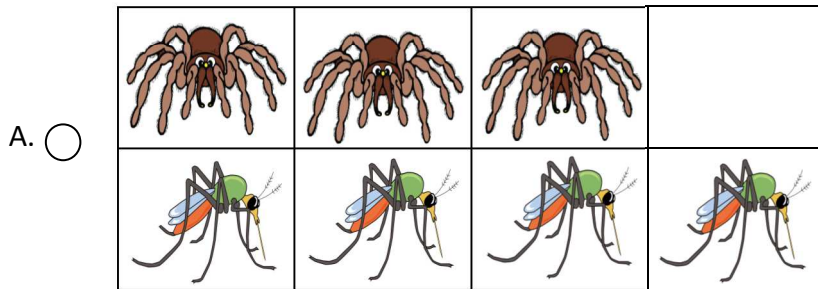


Name _____

Look at the picture and analyze the graphs below.



Fill in the circle of the graph that shows the number of .



Name _____

Look at the graphs and answer the questions.

1. Which graph has the most spiders?

- A
- B
- C
- A and B

2. Which graph has the least spiders?

- A
- B
- C
- A and B

3. Which graph has the most mosquitoes?

- A
- B
- C
- A and B