

Name _____

Look at the graphs and answer the questions.

1. Which graph has 3 less  than  ?

- A
- B
- C
- A and B


2. Which graph has four snails and two flowers?

- A
- B
- C
- A and B

3. Which graph has the same amount?


- A
- B
- C
- None

Look at the picture and analyze the graphs below.




Fill in the circle of the graph that shows the number of flowers and snails.

A.



B.



C.

