


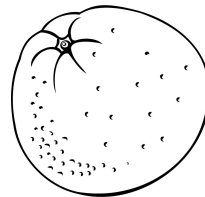
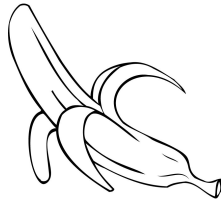

Fruits Graph 1

4

3

2

1



Cut out the squares below and paste them to the correct column.

Which column has the most fruit? Which has the least fruit?

