




Plants Graph 1

4

3

2

1



Cut out the squares below and paste them to the correct column.
Which column has the most plants? Which has the least plants?

