




Mammals Graph 1

4

3

2

1



Cut out the squares below and paste them to the correct column. Which column has the most mammals? Which has the least mammals?

