








Name _____



Can you analyze the graph?



snowmen	
snowflakes	
penguins	
hats	
trees	

1. How many snowmen are there in all?

- 4
- 6
- 5

2. How many more snowflakes than trees are there?

- 1
- 2
- 3

3. How many less hats are there than trees?

- 1
- 3
- 2

4. Which one has the least amount?

- penguins
- hats
- snowmen

5. Which one has the most amount?

- snowmen
- hats
- trees

6. Which one has the same amount?

- trees and penguins
- snowflakes and snowmen
- none of them