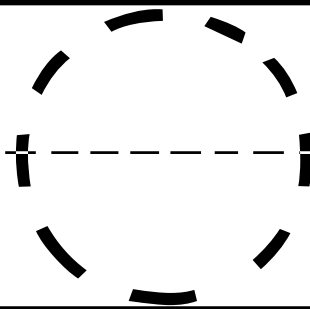
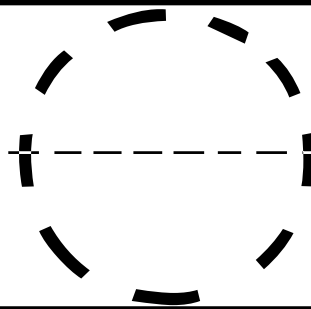
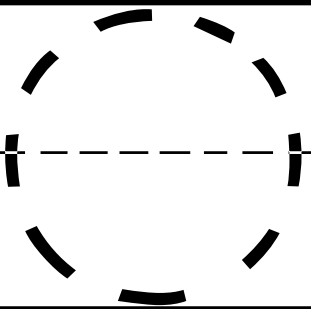
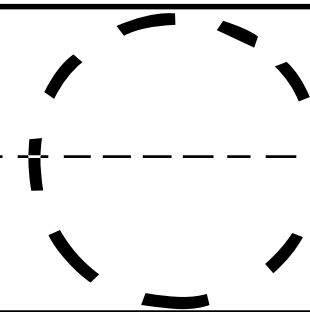
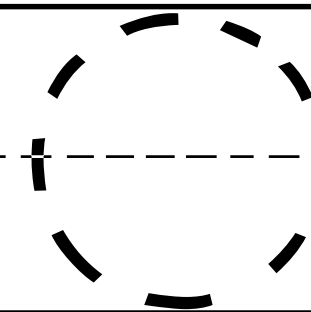
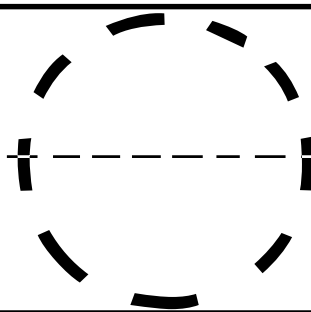


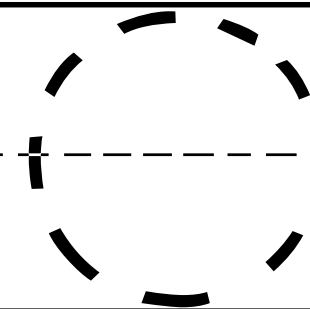
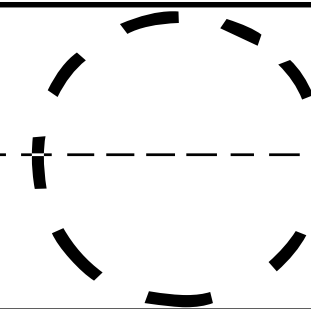
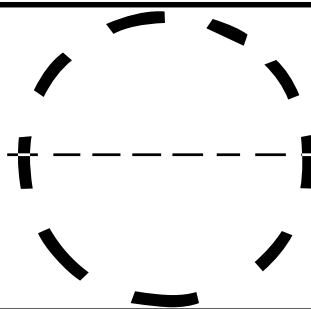
A large uppercase letter 'O' is shown on a set of three horizontal lines: a solid top line, a dashed middle line, and a solid bottom line. To the left of the letter is a yellow pencil with a pink eraser. To the right of the letter is a second 'O' with a curved arrow starting at the top and moving counter-clockwise around the circle. The number '1' is placed at the starting point of the arrow, indicating the first and only stroke for writing the letter.



Three dashed uppercase letter 'O's are positioned on a set of three horizontal lines (solid top, dashed middle, solid bottom) for tracing practice.



Three dashed uppercase letter 'O's are positioned on a set of three horizontal lines (solid top, dashed middle, solid bottom) for tracing practice.



Three dashed uppercase letter 'O's are positioned on a set of three horizontal lines (solid top, dashed middle, solid bottom) for tracing practice.