

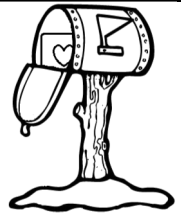


# February Graph 1

4

3

2

1

Cut out the squares below and paste them to the correct column.  
Which column has the most objects? Which has the least objects?

