

Name \_\_\_\_\_

Look at the graphs and answer the questions.

1. Which graph has one  more than  ?

☐ A

☐ B

☐ C

☐ A and B

2. Which graph has two girls and two boys?

☐ A

☐ B

☐ C

☐ A and B

3. Which graph has the same amount?


☐ A and C

☐ B and A

☐ C and B


☐ A and B

Look at the picture and analyze the graphs below.




Fill in the circle of the graph that shows the number of boys and girls.

A. ☐



B. ☐



C. ☐

