


Name _____


Look at the graphs and answer the questions.

1. Which graph has two more .

- ☐ A
☐ B
☐ C
☐ A and B


2. Which graph has a total of four whales?

- ☐ A
☐ B
☐ C
☐ None

3. Which graph has two less .


- ☐ A
☐ B
☐ C
☐ A and B

Look at the picture and analyze the graphs below.




Fill in the circle of the graph that shows the number of clown fish and whales.

A. ☐



B. ☐



C. ☐

